



Co-funded by  
the European Union



## TIPS Board Game instructions

TIPS: A parent training on using the Teaching Interactions Procedure through digital tools to teach Social Skills to their children with autism

**Download NOW!**



[TIPS-PROJECT.EU](https://TIPS-PROJECT.EU)



# Table of Contents

**01**

## About TIPS

Important information about the TIPS project and the TIPS board game

**02**

## TIPS Board game

Game rules, thorough explanations, game screenshots, tips and tricks

**03**

## TIPS in a nutshell

List of centralized information and disclaimers

**04**

## Contact Us

Information of the partnership, project website, social media information, game download QR code



# INTRO

## TO THE PROJECT

TIPS project aims to improve the life and personal skills of children with autism and their families. Therefore, considering how important learning social and life skills from an early age is have developed a digital board game, in order to enhance these skills of children with autism, assisted by their parents or trainers, in a fun and interactive way!


Welcome to the exciting online TIPS project board game, where two players go on a 30-minute journey through a mock school. Encouragingly modeled after the traditional 'snakes and ladders,' the game blends strategy, chance, and knowledge to foster critical social skills.

In order to shape the course of the game, players roll the dice, respond to interactive questions, and make decisions. The TIPS board game gives participants a risk-free environment in which they can reflect on their decisions and gain understanding of the implications in real life.

To ensure cultural relevance, national stakeholders collaborated in the design of the game's format. Prepare yourself for an entertaining and instructive journey into the world of TIPS, where every choice you make determines your fate!

**IN ORDER TO MAKE SURE THAT THE USERS ARE GRANTED WITH THE MOST USER-FRIENDLY EXPERIENCE, THE TIPS PARTNERSHIP HAS DEVELOPED AN E-DOCUMENT, CONTAINING SIMPLE AND TO-THE-POINT INFORMATION ON HOW TO PLAY AND NAVIGATE THROUGH THE GAME.**

**ENJOY!**



**By clicking <https://tips.innovationhive.eu/> you will be redirected at this two options page. You can click 'Play in browser' if you would like to access the web-based option of the game, or you can click on 'Download apk', if you would like to navigate through the game using your Android mobile device.**

**P.S. Make sure to adjust your phone's settings in order for it to accept unknown applications!**

# 1 Device options





**Either way, continuing online or downloading the apk file, you will be redirected at the game's home page.**

**The TIPS board game can be played in multiple ways! Firstly, if you do not have a friend to play with at the moment, you can choose the 1 player option and play versus the computer, and secondly, if you have someone to play with, you can choose the 2 players version.**

**Lastly, on the home page you may find instructions, where you can change the background, the language, etc.**



**2**

**Home page**



 Co-funded by the European Union



This is the TIPS game.  
You can play this game in single mode (with A.I) or with a friend (in 2 players mode).



You roll the dice in each turn & advance in the game by the numbers you get. The player who reach to the block #100 faster, is the winner.



**Game mechanics**

**Snake blocks**  
Snake will bite you and takes you to his tail



**Ladder**  
Ladder will move you up



**Star**  
Based on your luck, you move between 1 to 6 block forward or backward.

**By clicking on the question mark (?), you will access the game's rules and important information. First of all, you can be informed regarding the players' options and on how to play the game. You roll the dice and advance in the game regarding the numbers you get. The player who reaches block #100 faster is the winner. If you reach a snake, it will bite you and take you to his tail, to a lower block. The ladder, as well as the star, will move you up!**


# 3

## Game rules






**Following, if you click on the (i) option, you will be redirected at the game's settings options. You can turn the sound on and off, apply visual effects, choose automatic or manual movement. Furthermore, you can change the language and choose between English, Danish, Greek, Macedonian, French and Spanish. Lastly, you can change the background according to your own personal taste!**



**4**

**Settings**





**If you choose the 2 player version, the first thing you will have to do is write down your name or nickname, and click **Connect!****

**5** **2 players version**



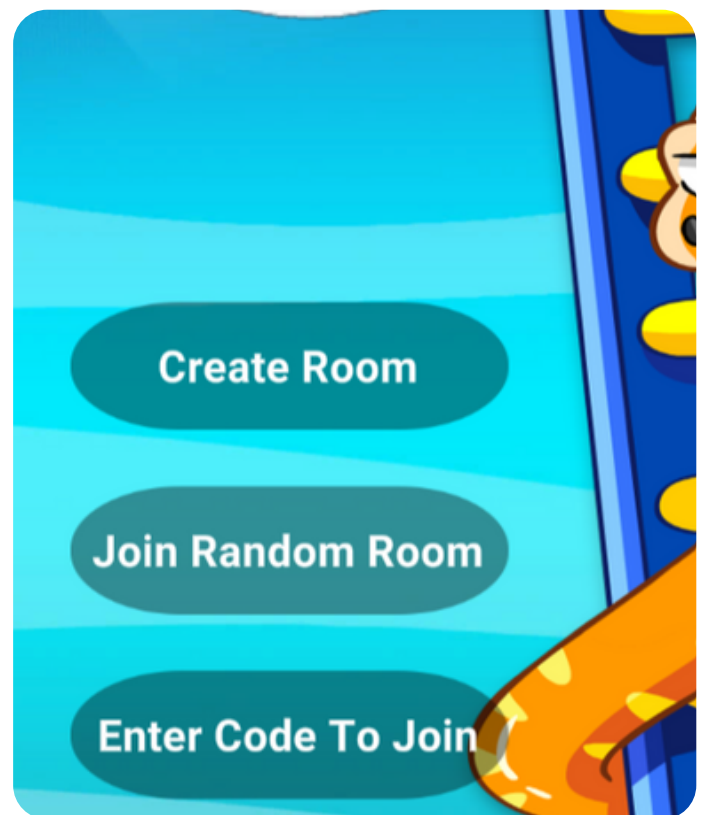




**After you have chosen the 2 players options, you have more decisions to make!**

**You can:**

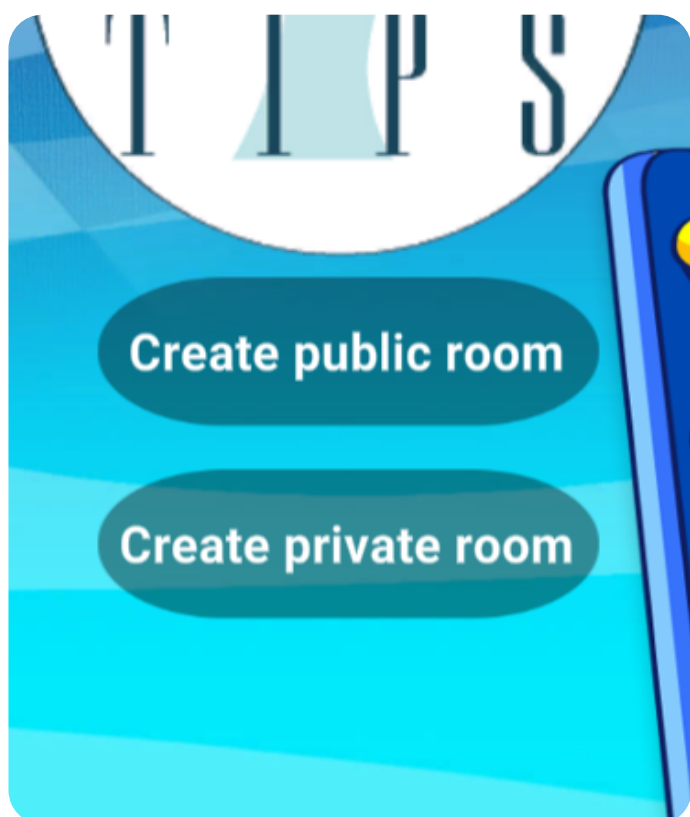
- **Create a new room**
- **Join a random room**
- **Enter a code to join an already existing room**



**6**

**2 players options**





**If you have created a new room, you can choose between creating a public room, where you can play with any available player online at the moment, or create a private room, which is identified by a unique code. After getting the code, you can share it with your friend, and they can choose the enter code to join option, and meet you in the same room.**

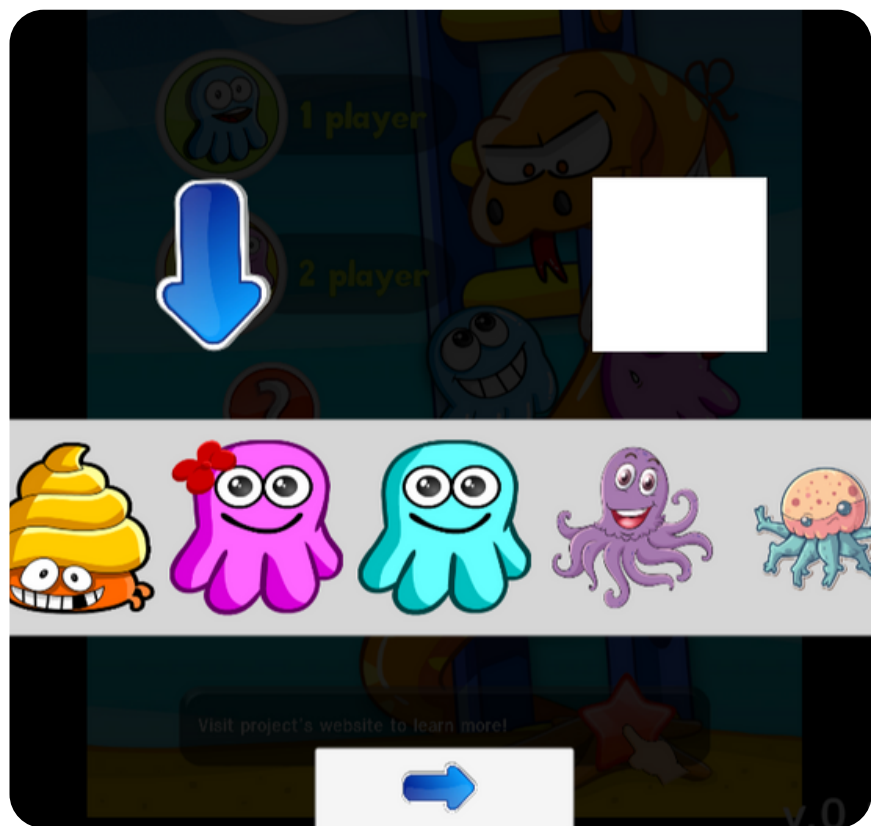
**7 2 players options**



 Co-funded by the European Union



**Congratulations, you are ready to play!**  
**You can choose your character through a variety of children-friendly icons!**

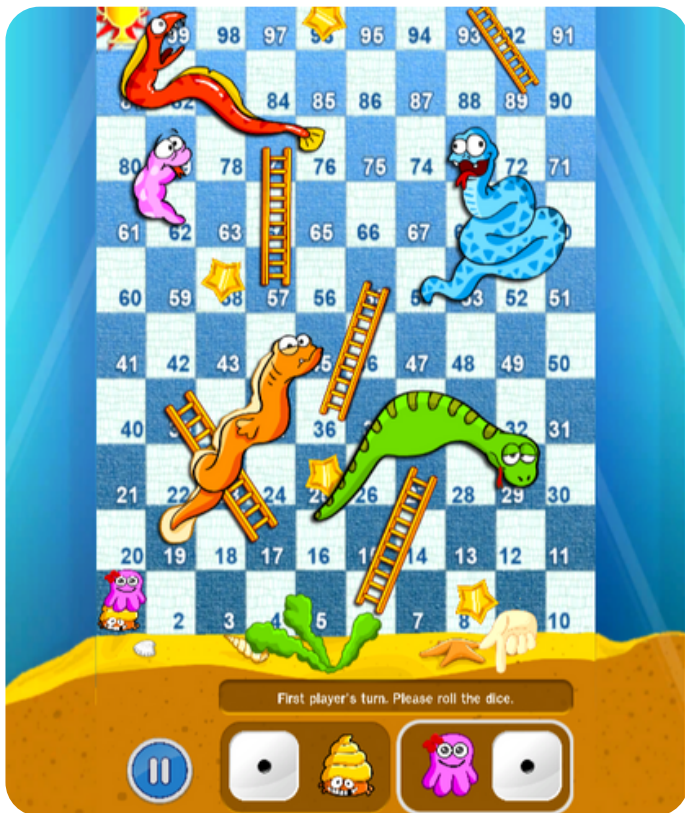


**8**

**Icons options**



 Co-funded by the European Union



**You made it!**

**This is the TIPS board game. Right there, you can see the characters playing, the dice and the numbers you get, and key instructions on how you move inside the game. As you can see, we have snakes, ladders, stars, and lots of questions waiting for you!**

**9**

**Board  
game**



 Co-funded by  
the European Union



When someone comes towards me wanting to take a look at what I am doing, I will run away.

Yes

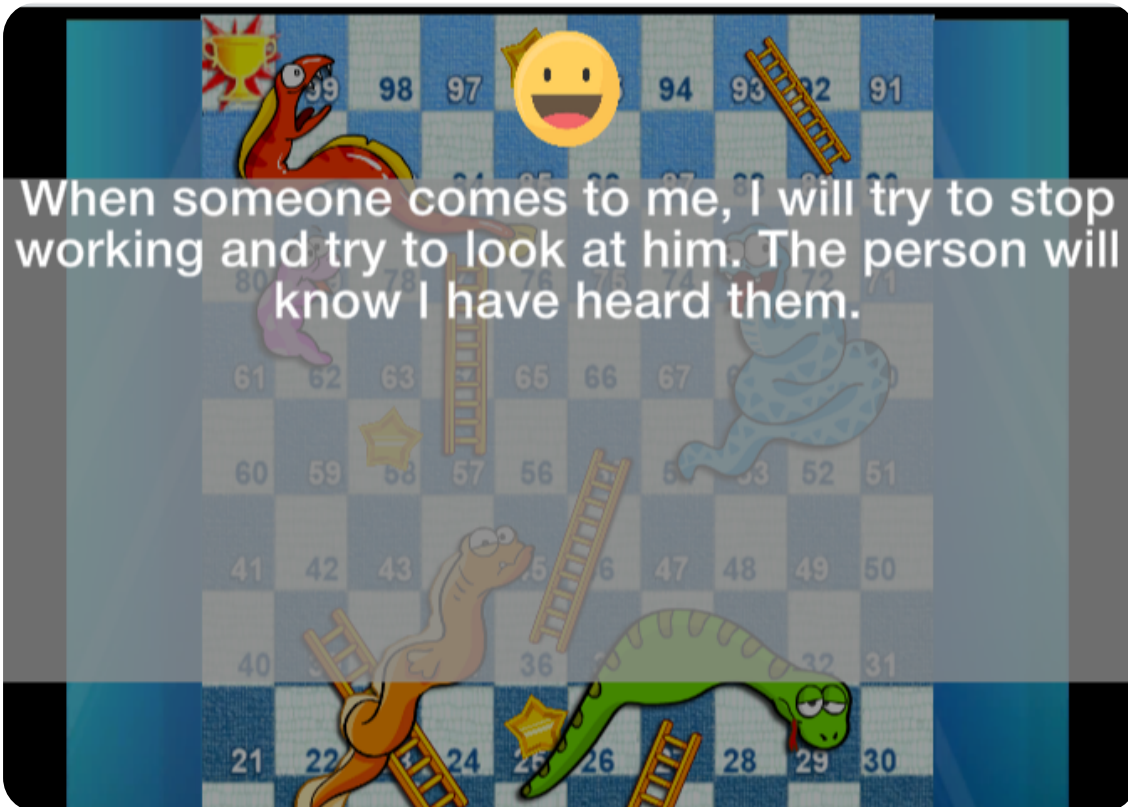
No

**No matter what you get, you will have to answer to some fun, real-life questions. Keep in mind that it is not a game to judge you, or to prove if you are right or wrong, the only aim is to enhance your skills in a fun way!**

**10**

**Scenarios**





# 11

## Feedback

**After providing your answer, you will receive a feedback, in order for you to know what is the best way to react in situations like these. Attention! This is only a piece of positive advice. You can discuss your answers and the feedback with your parents, trainers, and friends.**



## TIPS

# WRAP-UP

01

YOU CAN ACCESS THE GAME VIA A BROWSER ONLINE, OR DOWNLOAD THE ANDROID APK ON YOUR MOBILE PHONE

02

YOU CAN PLAY VS. THE COMPUTER, VS. A FRIEND, OR VS. A RANDOM ONLINE PLAYER

03

YOU CAN ADJUST THE SOUND, BACKGROUND, CHARACTER AND LANGUAGE

04

ANSWERING TO THE GAME SCENARIOS, YOU CAN ENHANCE YOUR SOCIAL SKILLS IN A FUN WAY BY REFLECTING ON THE FEEDBACK YOU GET, AND REMEMBER, IT IS ONLY A PIECE OF ADVICE BY THE TIPS PARTNERSHIP

05

THE BEST WAY TO NAVIGATE THROUGH THE GAME, IS WITH THE ASSISTANCE OF YOUR PARENTS, OR TRAINERS. ENJOY!



# PARTNERS:



**Download NOW!**



[TIPS-PROJECT.EU](https://TIPS-PROJECT.EU)



**FOLLOW US:**



TIPS Project